

**THE COLLEGE OF IDAHO**  
**ACADEMIC YEAR 2024-25**  
**CENSUS DATE: September 4, 2024**

AY24	
FTE Undergraduates	1036
FTE Graduates	49
FTE TOTAL (Undergrads + Graduates)	1085

UG FTE = FT + (Pt credits/12) = 1031 + (61.5/12) = 1036.13

GR FTE = FT + (Pt credits/9) = 49 + (0/9) = 49

	AY23	AY22	AY21	AY20	AY19	AY18
FTE UG	1048	1047	1110	1092	1063	931
FTE GR	27	26	20	9	11	14
FTE Total	1075	1073	1129	1101	1074	945

\*rounded to nearest whole number

24FA Enrollment Status	Number of Students		
	Male	Female	Totals
Full-Time Deg Seeking Undergrads	500	531	1031
Part-Time Deg Seeking Undergrads	5	2	7
<b>Totals for Deg Seeking Undergrads</b>	<b>505</b>	<b>533</b>	<b>1038</b>
Full-Time Non Degree Seeking	0	0	0
Part-Time Non-Degree Seeking	1	2	3
<b>Totals for All Undergrad Students</b>	<b>506</b>	<b>535</b>	<b>1041</b>
Graduate (FT) Education program	1	9	10
Graduate (FT) Post baccalaureate cert program	8	21	29
Graduate (FT) Doctor of Medical Science - DMSc	1	9	10
Graduate (PT) Education program	0	0	0
<b>Totals for All Students</b>	<b>516</b>	<b>574</b>	<b>1090</b>

AY23	AY22	AY21	AY20	AY19
1039	1044	1104	1085	1051
8	8	14	15	21
<b>1047</b>	<b>1052</b>	<b>1118</b>	<b>1100</b>	<b>1072</b>
0	0	0	0	0
2	1	1	0	5
<b>1049</b>	<b>1053</b>	<b>1119</b>	<b>1100</b>	<b>1077</b>
6	7	14	3	9
21	14			
0	9	12	11	5
<b>1076</b>	<b>1083</b>	<b>1145</b>	<b>1114</b>	<b>1091</b>

Degree-Seeking Undergraduates	Full-Time Degree Seeking			Part-Time Degree Seeking		
	Number of Students			Number of Students		
	Male	Female	Totals	Male	Female	Totals
New Students *	158	154	312	1	0	1
Continuing from previous spring term**	342	377	719	4	3	7
<b>Totals</b>	<b>500</b>	<b>531</b>	<b>1031</b>	<b>5</b>	<b>3</b>	<b>8</b>

\*Includes all new-to-C of I, degree seeking students regardless of class standing and exchange students

24FA New Students (Matric 22/FA)	Full-Time Degree Seeking			Part-Time Degree Seeking		
	Number of Students			Number of Students		
	Male	Female	Totals	Male	Female	Totals
First-time Freshmen	131	131	262	1	0	1
Transfer Freshmen (<28 credits)	2	4	6	0	0	0
True Transfers (>28 credits)	25	19	44	0	0	0
Exchange Students	0	0	0	0	0	0
<b>Totals</b>	<b>158</b>	<b>154</b>	<b>312</b>	<b>1</b>	<b>0</b>	<b>1</b>

AY24 First-time Full-Time Freshmen	ACT*	RSAT*	RSAT*	HS GPA
	Comp	EBRW	Math	
N	14	101	101	234
Mean	26	598	581	3.75
Median	26	590	580	3.82
Range	19-35	440-800	430-800	2.8-4.7
25th Percentile	23	540	530	3.56
75th Percentile	31	650	630	4.00

\*excludes test optional and international students

YR	Comparative Means			
	ACT	EBRW/MATH	HSGPA	
AY23	25	599	581	3.80
AY22	26	583	573	3.76
AY21	25	591	572	3.78
AY20	23.9	575	573	3.73
AY19	24.4	573	unk	3.72
AY18	23.5	573	560	3.70

**Percentages**

All Undergraduates	AY24	AY23	AY22	AY21	AY20	AY19	AY18	AY17
% Male	48.6	49.0	49.4	49.2	48.8	49	47.9	49.7
% Female	51.4	51.0	50.6	50.8	51.2	51	52.1	50.3

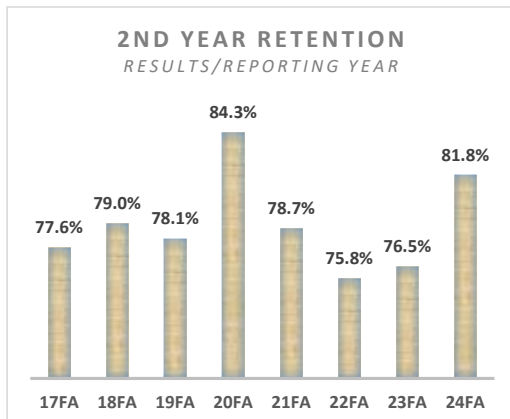
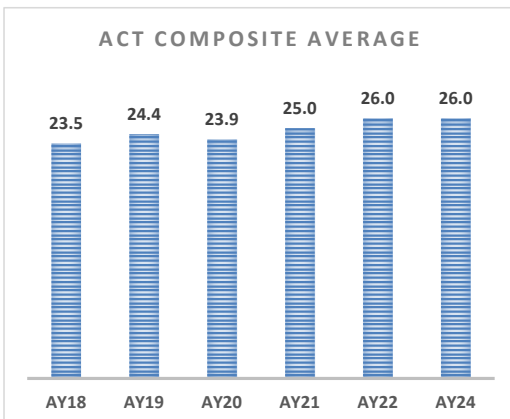
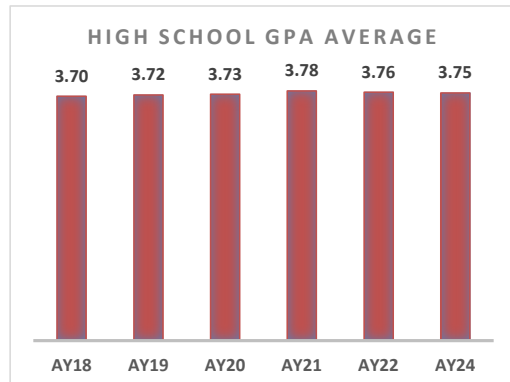
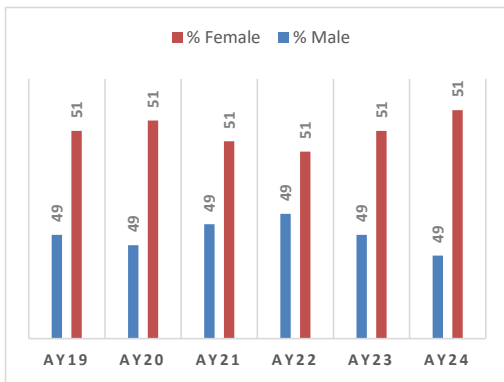
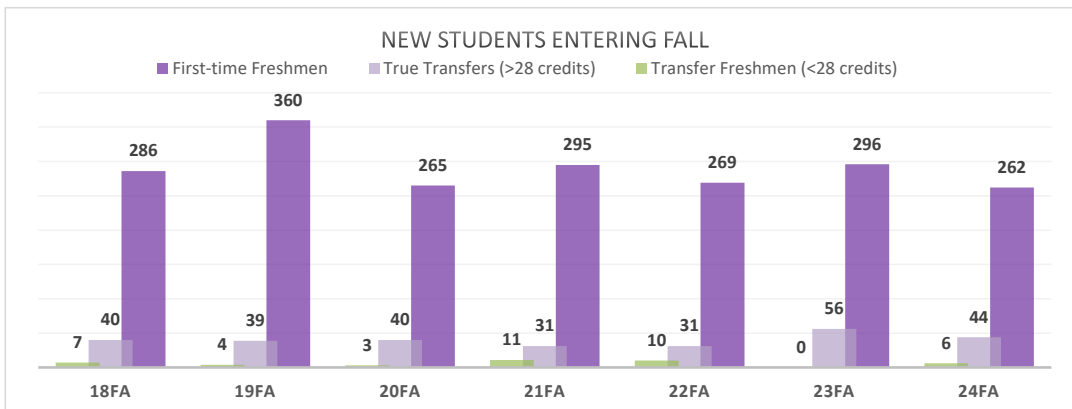
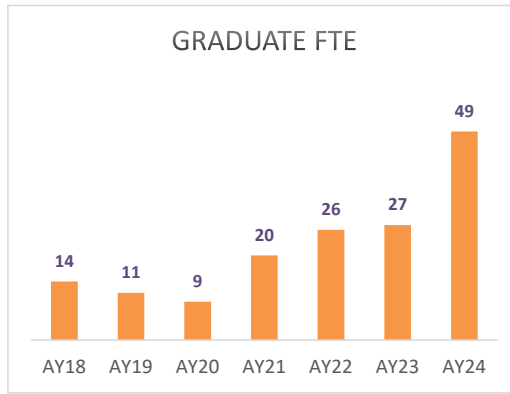
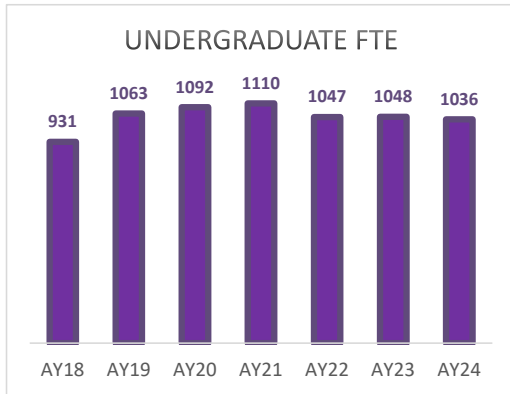
	24FA	23FA	22FA	21FA	20FA	19FA	18FA	17FA
Retention - 23/FA Cohort Group *	239/296	80.7%	76.2%	75.3%	78.1%	83.6%	77.3%	77.6%
Retention - 23/FA Cohort Group w/Exclusions **	239/292	81.8%	76.5%	75.8%	78.7%	84.3%	78.1%	77.6%

\* 23FA Cohort Group includes First-Time, Full-Time, Non-transfer Freshmen /  
 \*\* 4 Military or Religious (Mission) exclusions as allowed by federal guidelines

**New Students**

	23FA	22FA	21FA	20FA	19FA	18FA
First-time FR	296	269	295	265	360	286
Transfer FR	0	10	11	3	4	7
True Transfer	56	31	31	40	39	40
<b>Totals</b>	<b>352</b>	<b>310</b>	<b>337</b>	<b>308</b>	<b>403</b>	<b>333</b>

**THE COLLEGE OF IDAHO**  
**ACADEMIC YEAR 2024-25**  
**CENSUS DATE: September 4, 2024**



**Full-Time Degree Seeking Undergraduates\***

	Gender		Total	Percent
	Male	Female		
Freshmen	124	110	234	23%
Sophomore	129	144	273	26%
Junior	110	131	241	23%
Senior	137	146	283	27%
<b>Total</b>	<b>500</b>	<b>531</b>	<b>1031</b>	<b>100%</b>

\*based on number of credits completed, not matric date

Ethnic/Racial Diversity*	# Students	%
Amer Ind/Alaska Nat	11	1.1%
Asian	19	1.8%
Black, Non-Hispanic	16	1.5%
Hawaiian/Pacific Islander	5	0.5%
Hispanic	185	17.8%
Multi-Racial	57	5.5%
White, Non-Hispanic	593	56.9%
Unknown	37	3.6%
Nonresident Alien	119	11.4%
<b>Total</b>	<b>1042</b>	<b>100.0%</b>

\*Degree-Seeking UG; dual citizens are not counted as NRA

**Undergraduate Room & Board**

Residence Hall	# Occu- pants	Vacant	Designed Capacity
Anderson	123	-30	93
Finney	57	0	57
Hayman	186	4	190
Owyhee	24	3	27
Sawtooth	24	3	27
Simplot	107	13	120
Voorhees	63	12	75
Village (Apts)	51	-3	48
<b>Residence Hall Totals</b>	<b>635</b>	<b>2</b>	<b>637</b>
College owned off-campus	18	4	22
<b>Campus Occupancy</b>			<b>99%</b>

<b>On-Campus Total</b>	<b>653</b>	63%
<b>Off-Campus - Non C of I</b>	<b>391</b>	37%
<b>Total</b>	<b>1044</b>	

Board Plans	Cost	Count
Plan A - 19 Meals/Week	\$7,020	149
Plan B - 326 meals/yr	\$6,805	272
Plan C - 235 meals/yr	\$6,395	136
Plan D - 153 meals/yr	\$5,990	36
Commuter Plan	\$1,755	401
<b>Total</b>		<b>994</b>

Includes sales tax

**For ALL Undergraduate Students**

Residence State	Total	%
ID	623	60.4%
OR	64	6.2%
CA	57	5.5%
WA	67	6.5%
NV	31	3.0%
UT	14	1.4%
MT	18	1.7%
AK	6	0.6%
AZ	5	0.5%
WY	2	0.2%
Unknown	0	0.0%
Other States*	20	1.9%
Other Countries	124	12.0%
<b>Grand Total</b>	<b>1031</b>	<b>100.0%</b>

*Other States by Region	Count	%
SWEST - NM, TX, CO, OK	6	30.0%
MWEST - IA, IL, IN, KS, MI, MN, MO, ND, NE, OH	3	15.0%
NEAST - MA, MD, ME, NH, NY, PA, VT	2	10.0%
SEAST - AL, DC, FL, GA, KY, MS, NC, SC, TN, VA, WV	5	25.0%
OTHER - AK, HI	4	20.0%
<b>Grand Total</b>	<b>20</b>	<b>100%</b>

Number of States	Count
AY2024	20
AY2023	21
AY2022	23
AY2021	27
AY2020	23
AY2019	25
AY2018	23
AY2017	23
AY2016	28
AY2015	27
AY2014	22

Office of Institutional Effectiveness  
9/4/2024

Sorted by Country

Country	# of Students
Angola	1
Armenia	2
Australia	4
Bahamas	1
Bolivia	1
Bosnia and Herzegovina	1
Brazil	5
Burundi	1
Canada	7
China	2
Colombia	2
Congo (brazzaville)	2
Ecuador	1
Egypt	1
Eswatini	4
Ethiopia	3
Gambia	1
Germany	3
Ghana	3
Guatemala	1
Haiti	1
Honduras	1
Hong Kong	1
Indonesia	1
Iraq	3
Ireland	1
Jamaica	2
Japan	1
Kenya	3
Lebanon	1
Lesotho	1
Malawi	1
Mexico	9
Mongolia	1
Morocco	1
Mozambique	1
Myanmar	1
Namibia	2
Nepal	21
New Zealand	1
Nicaragua	1
Pakistan	1
Palestine (State of)	1
Peru	1
Philippines	1
Portugal	1
Russia	2
Rwanda	4
Senegal	1
Serbia	2
Slovakia	1
South Africa	4
South Sudan	1
Spain	8
Sri Lanka	2
Sweden	1
Switzerland	1
Syria	1
Tajikistan	1
Tanzania	3
Thailand	2
United Kingdom (UK)	3
Venezuela	2
Vietnam	4
Zimbabwe	6
<b>Total of Students</b>	<b>155</b>

Sorted by # of students

Country	# of Students	% of Intl Students
Nepal	21	13.5%
Mexico	9	5.8%
Spain	8	5.2%
Canada	7	4.5%
Zimbabwe	6	3.9%
Brazil	5	3.2%
Australia	4	2.6%
Eswatini	4	2.6%
Rwanda	4	2.6%
South Africa	4	2.6%
Vietnam	4	2.6%
Ethiopia	3	1.9%
Germany	3	1.9%
Ghana	3	1.9%
Iraq	3	1.9%
Kenya	3	1.9%
Tanzania	3	1.9%
United Kingdom (UK)	3	1.9%
Armenia	2	1.3%
China	2	1.3%
Colombia	2	1.3%
Congo (brazzaville)	2	1.3%
Jamaica	2	1.3%
Namibia	2	1.3%
Russia	2	1.3%
Serbia	2	1.3%
Sri Lanka	2	1.3%
Thailand	2	1.3%
Venezuela	2	1.3%
Angola	1	0.6%
Bahamas	1	0.6%
Bolivia	1	0.6%
Bosnia and Herzegovina	1	0.6%
Burundi	1	0.6%
Ecuador	1	0.6%
Egypt	1	0.6%
Gambia	1	0.6%
Guatemala	1	0.6%
Haiti	1	0.6%
Honduras	1	0.6%
Hong Kong	1	0.6%
Indonesia	1	0.6%
Ireland	1	0.6%
Japan	1	0.6%
Lebanon	1	0.6%
Lesotho	1	0.6%
Malawi	1	0.6%
Mongolia	1	0.6%
Morocco	1	0.6%
Mozambique	1	0.6%
Myanmar	1	0.6%
New Zealand	1	0.6%
Nicaragua	1	0.6%
Pakistan	1	0.6%
Palestine (State of)	1	0.6%
Peru	1	0.6%
Philippines	1	0.6%
Portugal	1	0.6%
Senegal	1	0.6%
Slovakia	1	0.6%
South Sudan	1	0.6%
Sweden	1	0.6%
Switzerland	1	0.6%
Syria	1	0.6%
Tajikistan	1	0.6%
<b>Total of Students</b>	<b>155</b>	
<b>Total of Countries</b>	<b>65</b>	

Majors: ALL UndergraduateStudents

Major 1+2+3		Major 1+2+3	
Sorted Alpha	Total # Majors	Sorted by Count	Total # Majors
ACC	12	BUS	247
ACCT	43	BIOMD	124
ARTDS	36	PSY	117
ATH	24	EXSCI	82
BIO	52	OPEN	65
BIOMD	124	BIO	52
BUMDM	20	ACCT	43
BUS	247	POE	41
CHE	12	ENVST	37
COM	8	ARTDS	36
CSC	23	EDIND	36
DMM	19	HIS	33
EDIND	36	MATPH	27
ENVST	37	LTCW	25
EXSCI	82	ATH	24
HIS	33	CSC	23
IPE	15	MATCS	21
LTCW	25	BUMDM	20
MAT	7	MUS	20
MATCS	21	DMM	19
MATPH	27	SPA	18
MUS	20	IPE	15
OPEN	65	PHI	13
PHI	13	ACC	12
POE	41	CHE	12
PSY	117	THE	11
SPA	18	COM	8
THE	11	MAT	7

Minors: ALL UndergraduateStudents

Minor 1+2+3+4+5		Minor 1+2+3+4+5	
Sorted Alpha	Total # Minors	Sorted by Count	Total # Minors
AGT	1	PFE	672
ARHVC	14	COMM	145
ARTDE	88	PSY	109
ATH	16	NATSC	101
BIO	11	ARTDE	88
BIOTF	2	SPA	87
CHBIO	8	HEPRO	73
CHE	4	HPER	67
CLA	4	PHI	64
COMM	145	RELST	40
CRJU	20	MUS	40
CRIM	23	PSYHL	37
ED10	32	ED10	32
EDES	15	ENV	29
ENHUM	18	SCOMP	29
ENV	29	HIS	27
GEO	20	LTCW	26
GEOSC	3	CRIM	23
HEPRO	73	HUBIO	23
HIS	27	GEO	20
HISTF	2	CRJU	20
HPER	67	POEC	18
HUBIO	23	ENHUM	18
JOURN	18	JOURN	18
JUDST	1	MAT	18
LTCW	26	ATH	16
MAT	18	EDES	15
MST	1	THE	14
MUS	40	ARHVC	14
NATSC	101	BIO	11
PFE	672	CHBIO	8
PHI	64	CLA	4
PHSCI	1	CHE	4
POEC	18	PSYLG	4
POLAW	1	PSYDE	3
PSY	109	GEOSC	3
PSYCC	2	PSYCC	2
PSYDE	3	HISTF	2
PSYHL	37	BIOTF	2
PSYLG	4	PHSCI	1
RELST	40	POLAW	1
SCOMP	29	JUDST	1
SPA	87	MST	1
THE	14	AGT	1